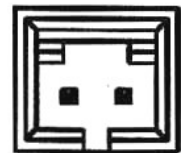
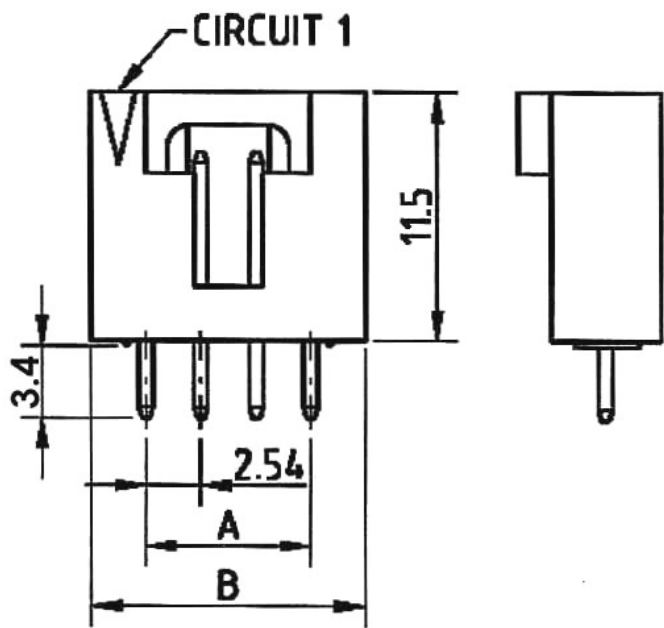


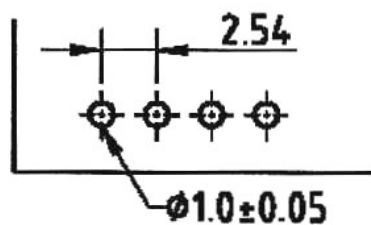
POLARIZATION SLOT LOCATION



2 CIRCUIT



3 CIRCUIT



P.C.B LAYOUT

SPECIFICATION

Electric
 Current Rating: 3A AC, DC
 Voltage Rating: 250V AC, DC
 Temperature Range: -25° C ~+85° C
 Contact Resistance: 20m ohms max.
 Withstanding Voltage: 800V AC/minute.
 Application P.C.B. Thickness: 1.6mm

Material

Insulator: Nylon 66, UL94V-0
 Contact : 0.64MM Square Pin, Brass
 Finish: Tin Plated or Gold Flash

CIRCUIT	DIMENSION		CIRCUIT	DIMENSION	
	A	B		A	B
2	2.54	7.62	14	33.02	38.11
3	5.08	10.17	15	35.56	40.65
4	7.62	12.71	16	38.10	43.19
5	10.16	15.25	17	40.64	45.73
6	12.70	17.79	18	43.18	48.27
7	15.24	20.33	19	45.72	50.81
8	17.78	22.87	20	48.26	53.35
9	20.32	25.41	21	50.80	55.89
10	22.86	27.95	22	53.34	58.43
11	25.40	30.49	23	55.88	60.97
12	27.94	33.03	24	58.42	63.51
13	30.48	35.57	25	60.96	66.05

玄茂科技股份有限公司
HSUAN MAO TECHNOLOGY CO., LTD.

UNIT

SCALE

PART NAME

MM

2:1

2.54mm CD ROM WAFER 180°

制表日: 2002/12/04

DRAWING.

APPROVED

APPD.

CKD.

TOLERANCE

PART NO.

REV.

Jane

± 0.3

W7166-XXPSXX00

A